

Front-end Implementations of Hyrax

Chris Diaz, Northwestern University

Adam Arling, Northwestern University

Nabeela Jaffer, University of Michigan

Who might be interested?

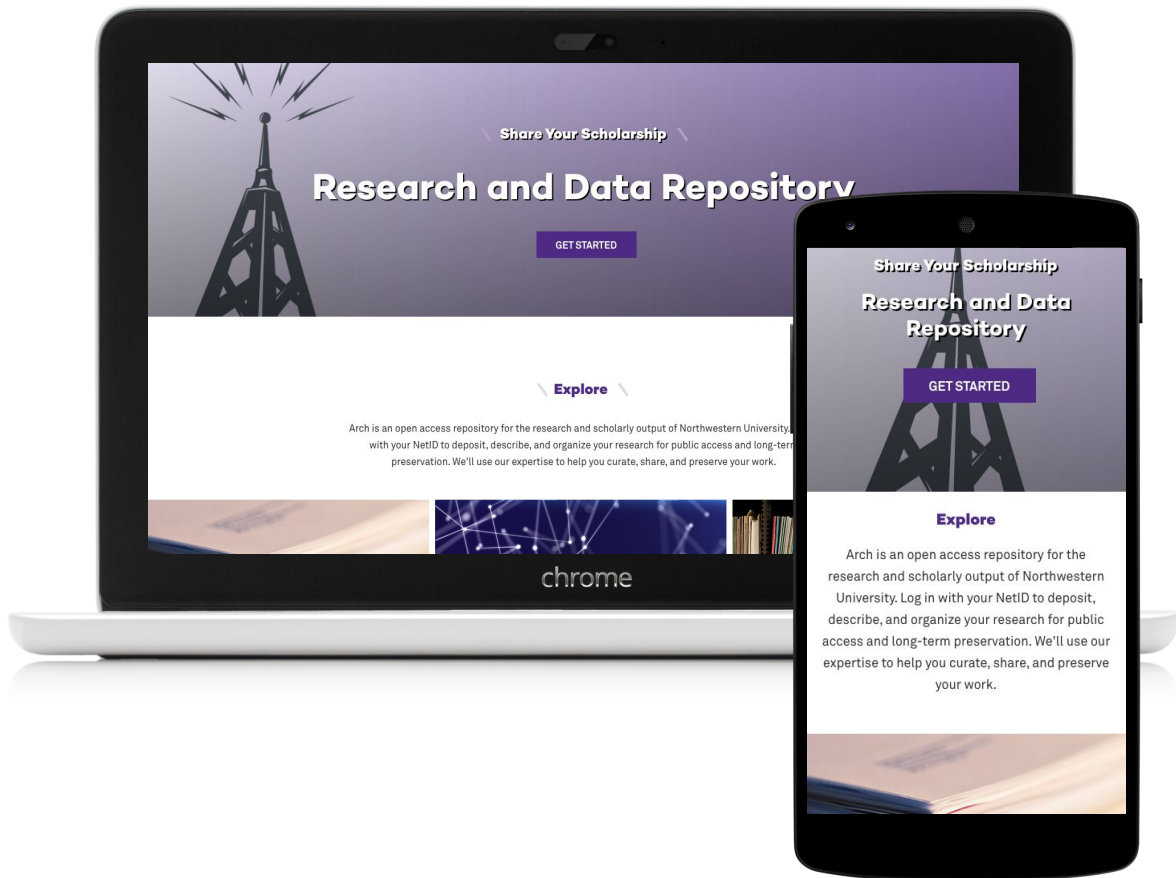
Product Owners

Developers

Repository Managers

Any stakeholder interested in presenting an Institution 'branded experience' to repository users.

Case Study: Northwestern



Samvera Repositories at Northwestern University

- Institutional Repository
 - Research and Data
 - Hyrax 1.04
- Images
 - Scanned Image collections
 - Custom Hydra App
- Media
 - A/V materials
 - Avalon 6
- NextGen
 - Replace images and Media
 - Custom presentation: React
- DONUT
 - Staff-side ingestion tool
 - Default Hyrax 2.x

BRAND TOOLS

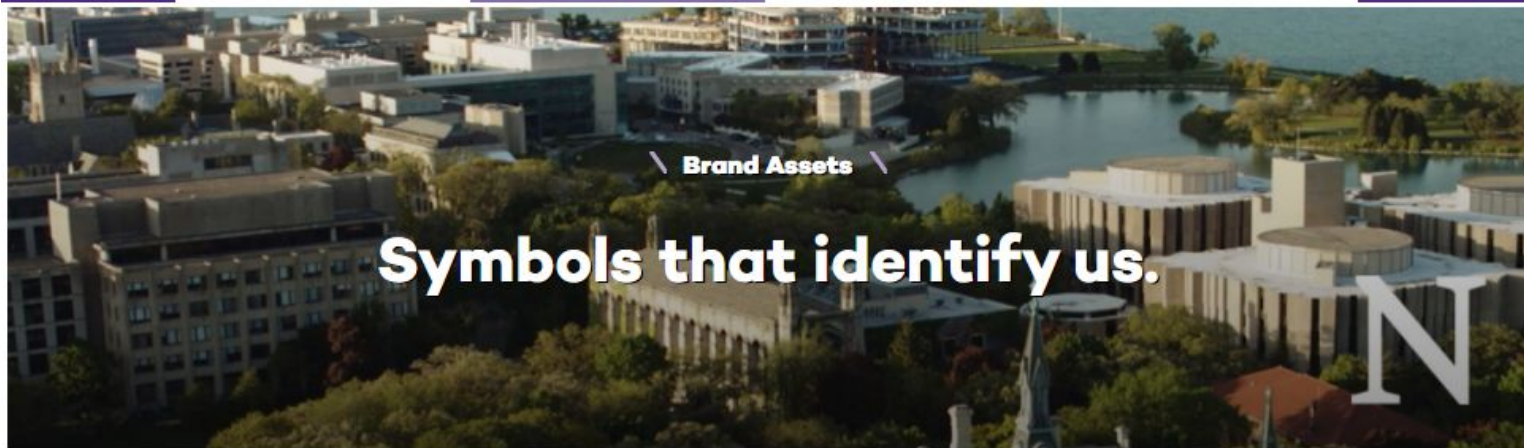


Narrative & Messaging ▾

Brand Assets ▾

Visual Identity ▾

Photography ▾



Brand Assets

HOME > BRAND ASSETS

[Northwestern Wordmark](#)[Usage Guidelines](#)[Web Guidelines](#)[School Lockups](#)[Academic Shorthand N](#)

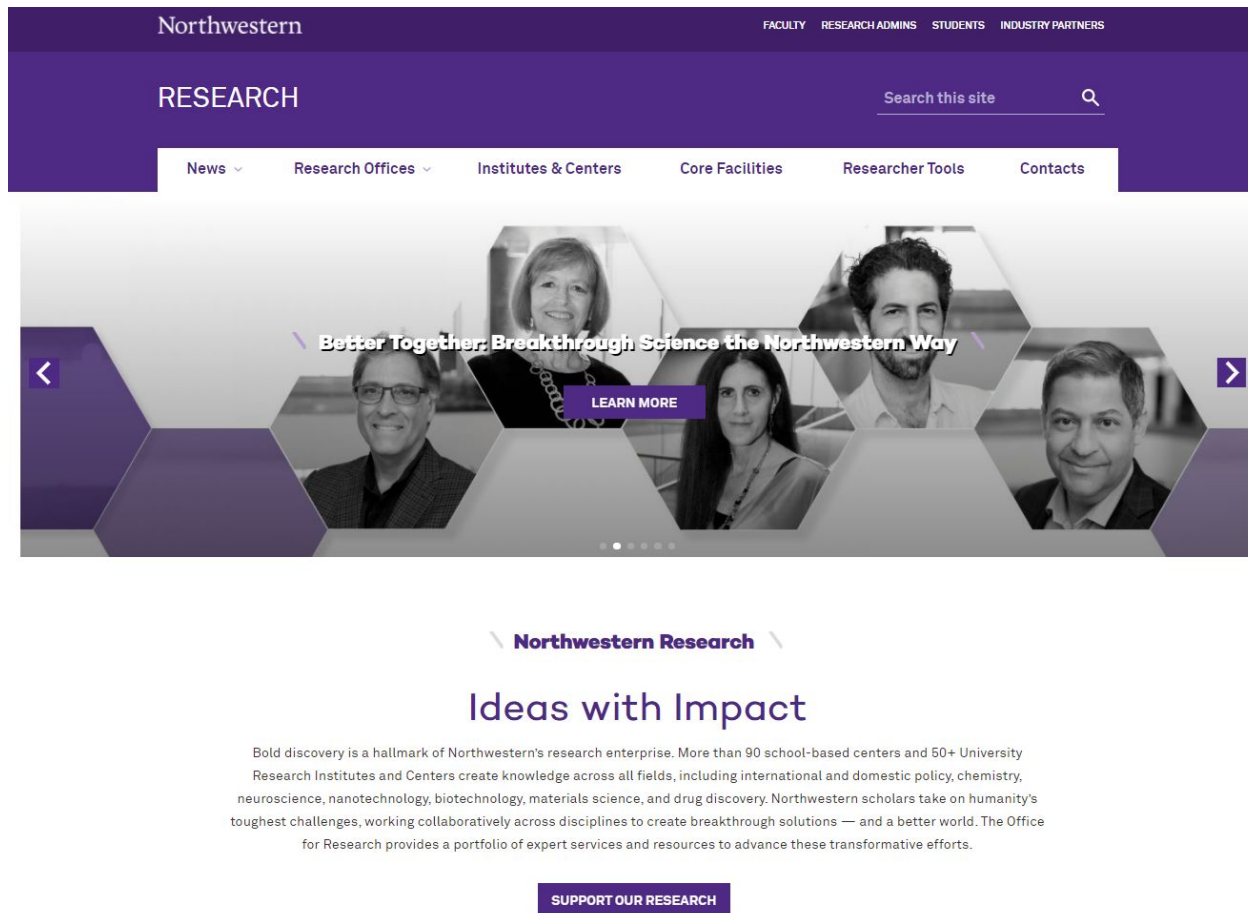
Wordmarks, lockups and smaller symbols.

We have introduced a wordmark to replace the University logo, as well as new lockups that present the wordmark with school and department names. Access files for the main University wordmark and formal lockup below. Additional brand assets are also available:

The Environment: Specific branding guidelines

Northwestern University's
Office for Research

<https://research.northwestern.edu>



The Goal: Customize the entire application

Northwestern's Institutional Repository (Arch)

<https://arch.library.northwestern.edu>

Northwestern


LOGIN NORTHWESTERN UNIVERSITY LIBRARIES

LIBRARIES | ARCH

Search

Browse About Help Contact

My Works / A Democratic Nigeria and... / 10.__1999__A_Democratic_Nig...



Politics and Governance
in a Conglomerate Nation, 1977-2017
RICHARD JOSEPH

DOWNLOAD PDF

ANALYTICS

[f](#) [t](#) [g+](#) [t](#)

10.__1999__A_Democratic_Nigeria_and_The_Challenge_of_Leadership_In_Africa_8.29.16.pdf

Open Access

File Details

Depositor:	Richard A Joseph	Page Count:	8
Date Uploaded:	10/24/2017	Original Checksum:	a47e4486daa4779a4fe3b3a1eecec8a1
Date Modified:	10/24/2017	Mime Type:	application/pdf
Audit Status:	Audits have not yet been run on this file.		
Characterization:	File Format: pdf (Portable Document Format)		

User Activity	Date
---------------	------

Northwestern University

© 2017 Northwestern University

University (Main) Library
1970 Campus Drive
Evanston, IL 60208

Libraries Social Media

[f](#) [t](#) [ig](#)

[Terms of Use](#)
[Support Us](#)
[Library Home](#)

Hyrax architecture:

- various gems,
- UI components,
- views,
- sub-applications,
- styles,
- style dependencies
- ...more?



Code: [gem version 1.0.5](#) [build error](#) [coverage 97%](#) [code climate ?](#) [dependencies out-of-date](#) [Dependency CI passing](#)

Docs: [docs](#) [API docs](#) [CONTRIBUTING](#) [Guidelines](#) [APACHE2 license](#)

Jump in: [slack](#) [126/573](#) [waffle](#) [Ready 47](#)

Table of Contents

- [What is Hyrax?](#)
 - [Feature list](#)
- [Help](#)
- [Getting started](#)
 - [Quickstart](#)
 - [Prerequisites](#)
 - [Characterization](#)
 - [Derivatives](#)
 - [Transcoding](#)
 - [Environments](#)
 - [Ruby](#)
 - [Redis](#)
 - [Rails](#)
 - [JavaScript runtime](#)
- [Creating a Hyrax-based app](#)
 - [Start servers](#)
 - [Start background workers](#)
 - [Create default administrative set](#)
 - [Generate a work type](#)
 - [Enable notifications](#)

Hyrax

Out-of-the-box UI, look & feel
of the Hyrax application

The screenshot shows the Hyrax application's contact form. At the top, there is a navigation bar with links for HOME, ABOUT, HELP, and CONTACT. A search bar is also present. Below the navigation bar, a light blue box contains a message: "Please use the contact form to submit inquiries about this system; to report a problem you are experiencing with the system; to request assistance using the system; or to provide general feedback. See the Help page for additional information about this system." The main heading is "Contact Form". The form consists of five fields: "Issue Type" (a dropdown menu), "Your Name", "Your Email", "Subject", and "Message" (a text area). A "Send" button is located below the "Message" field. The footer contains the text "A service of Samvera." and "Hyrax v2.0.0.rc1" on the left, and "Copyright © 2017 Samvera Licensed under the Apache License, Version 2.0" on the right.

Hyrax

English ↕ Login

HOME ABOUT HELP CONTACT

Enter search terms

Please use the contact form to submit inquiries about this system; to report a problem you are experiencing with the system; to request assistance using the system; or to provide general feedback. See the Help page for additional information about this system.

Contact Form

Issue Type

Your Name

Your Email

Subject

Message

A service of [Samvera](#).

Hyrax v2.0.0.rc1


Copyright © 2017 Samvera Licensed under the Apache License, Version 2.0

Where do these components come from?



The screenshot shows the Hyrax web interface. Red boxes highlight the following components:

- Top Bar:** The Hyrax logo and user information (English, archivist1@).
- Navigation Menu:** Links for HOME, ABOUT, HELP, and CONTACT.
- Search Bar:** A text input field labeled "Enter search terms".
- Featured Works Section:** A table showing a featured work by archivist1@example.com.
- Collection List:** A list of collections, including "Adam Collection" and "Collection 2".

Featured Works Table:

Depositor	Details
archivist1@example.com 	Generic Work 1 generic

Collection List:

-  Adam Collection
-  Collection 2

[View all collections](#)

A service of [Samvera](#).
Hyrax v2.0.0.rc1

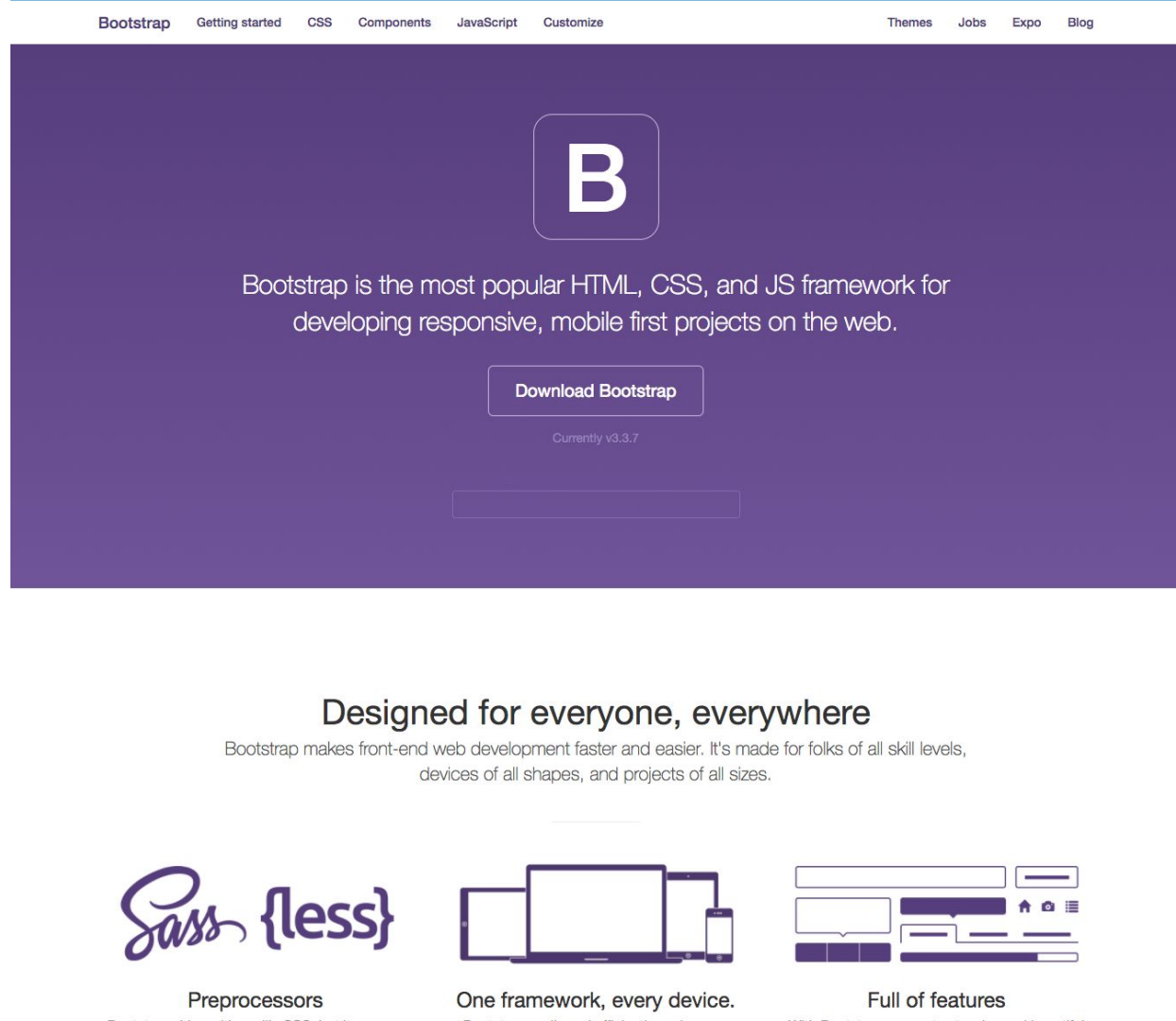
Copyright © 2017 Samvera Licensed under the Apache License

The Look: Bootstrap

A very popular front-end framework.

Provides base-level CSS styles and presentational JavaScript/jQuery, to “bootstrap” your application’s UI.


Fonts, navigation items, headlines, mobile/desktop layout grids, everything...







The Feel: Blacklight

Blacklight is it's own application inside of Hyrax which offers common repository UI components (search, facets. etc).


Blacklight, like Hyrax, and various other other gems, have a Bootstrap style dependency.


 blacklight


Bookmarks  History en  Login


All fields  Search... Search 


Limit your search


Format 


Publication Year 


Topic 

Language 

Region 

Era 

Pivot Field 

Publish Date 

Welcome!

Blacklight is a multi-institutional open-source collaboration building a better discovery platform framework.

Read the Documentation See Examples

Here's how to get started customizing your application:

There are many ways to override specific behaviors and views in Blacklight. Because Blacklight is distributed as a Rails engine-based gem, all customization of Blacklight behavior should be done within your application by overriding Blacklight-provided behaviors with your own.

1. To modify this text, you need to [override the Blacklight-provided view](#). You can copy this file, located in the blacklight gem:
`/opt/rubies/ruby-2.3.4/lib/ruby/gems/2.3.0/bundler/gems/blacklight-ffafb21a434c/app/views/catalog/_home_text.html.erb`
to your own application:
`/var/app/current/app/views/catalog/_home_text.html.erb`
2. [Index your own data](#) into Solr
3. [Configure Blacklight](#) to match your data and user-experience needs
4. [Get in touch](#) with your comments, questions, and ideas

Blacklight 7.0.0.alpha

Custom Implementation #1

Northwestern's Institutional Repository

System: "Arch"

Limit your search

Type >

Resource type >

Creator ▾

Charles H. Dowding ✕ 17

Jeffrey E. Meissner 3

Kevin M. O'Connor 3

Catherine Aimone-

Martin 1

Dan Marron 1

more »

Keyword >

You searched for: **Creator ▸ Charles H. Dowding ✕**

START OVER

« Previous | 1 - 10 of 17 | Next »

SORT BY RELEVANCE ▾

10 PER PAGE ▾



Crack Measurement: New Approach to Addressing Blasting Complaints

1.



Keyword: vibration-induced cracking and crack response

Creator: Charles H. Dowding

Owner: Chris Diaz

Date Uploaded: 08/14/2017

Date Modified: 08/14/2017

Please use the contact form to submit inquiries about this system; to report a problem you are experiencing with the system; to request assistance using the system; or to provide general feedback. See the Help page for additional information about this system.

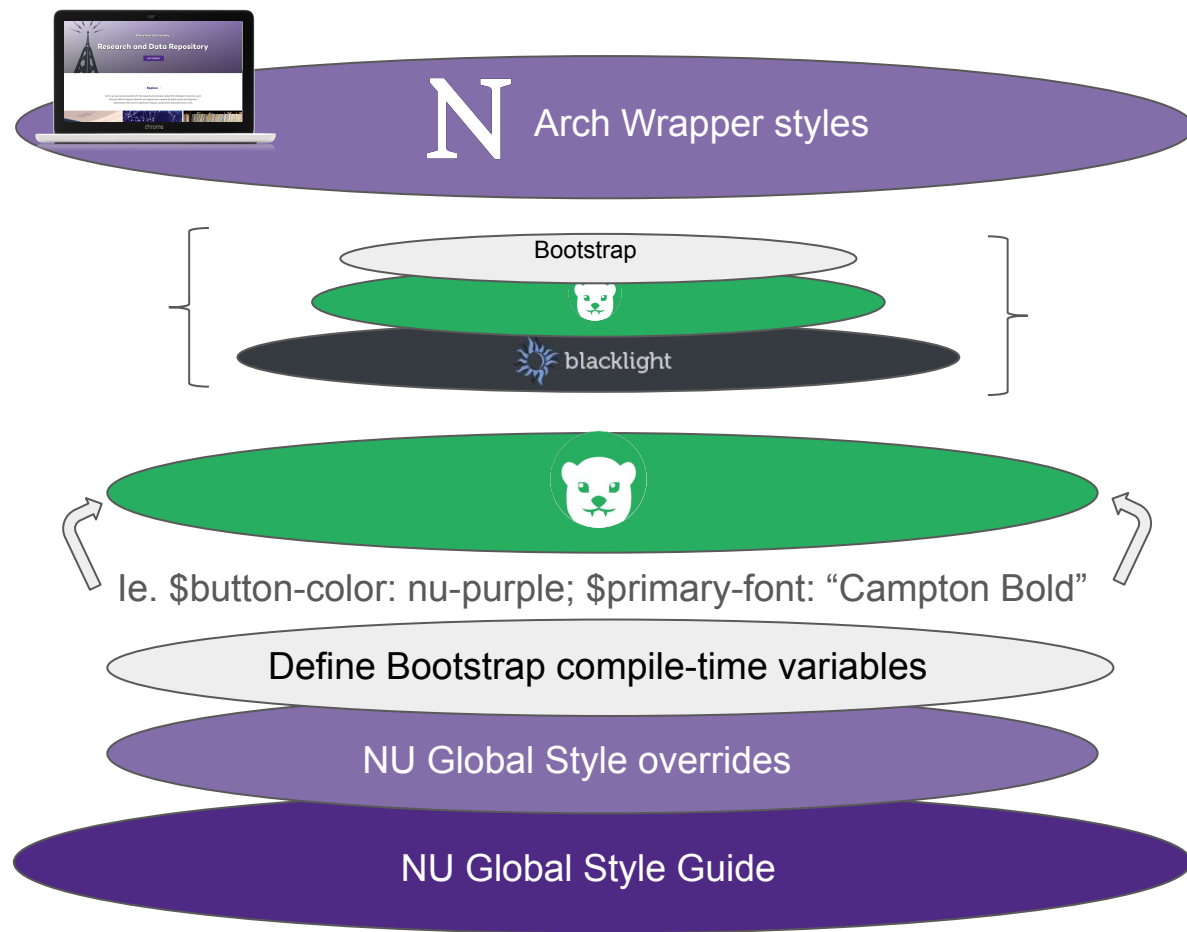
Contact Form

Issue Type Your Name

chrome

chrome

Layering Approach: A Visual



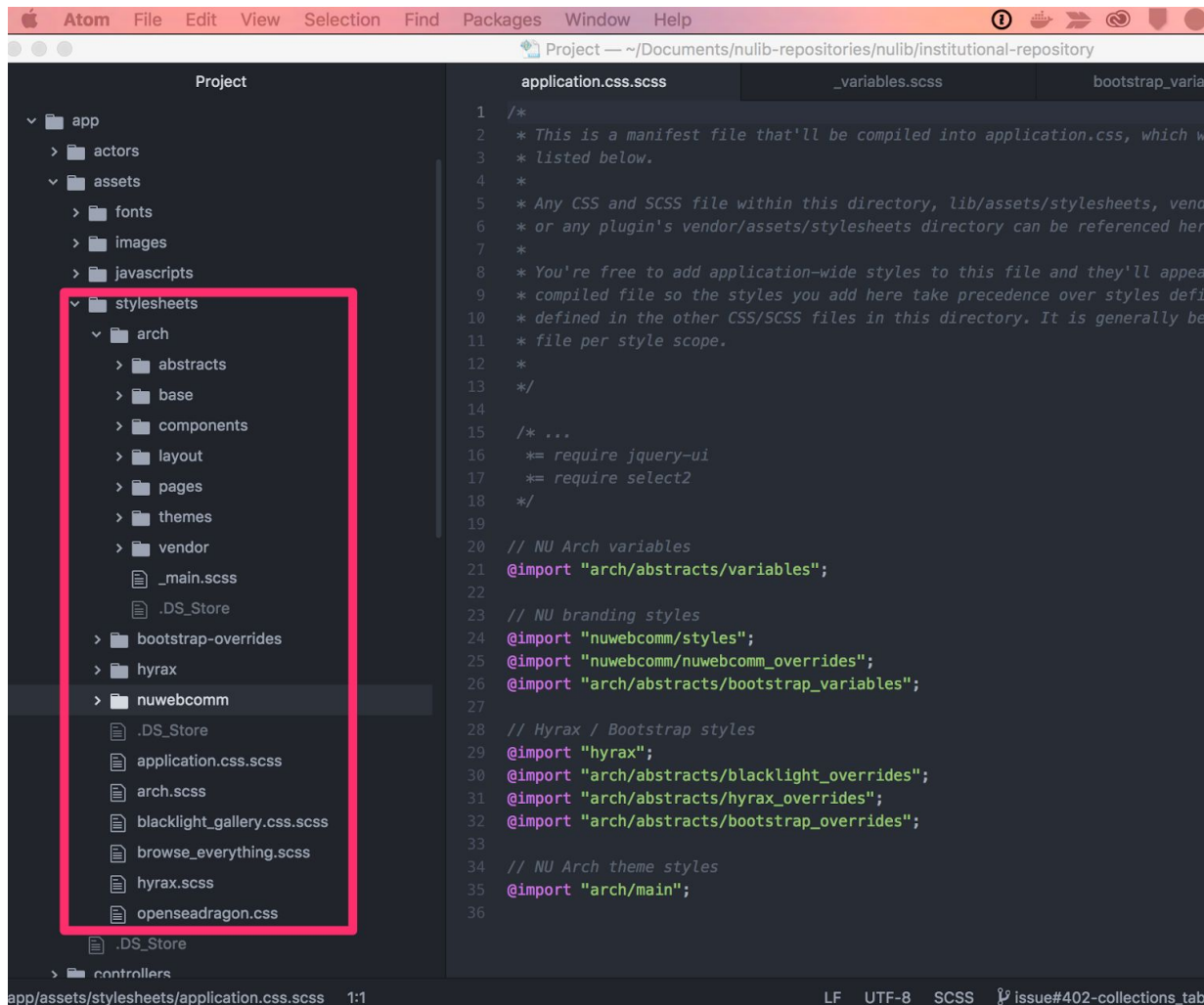
Project View

CSS/Sass

Inject variables before Bootstrap compilation.

Override styles in the right order.

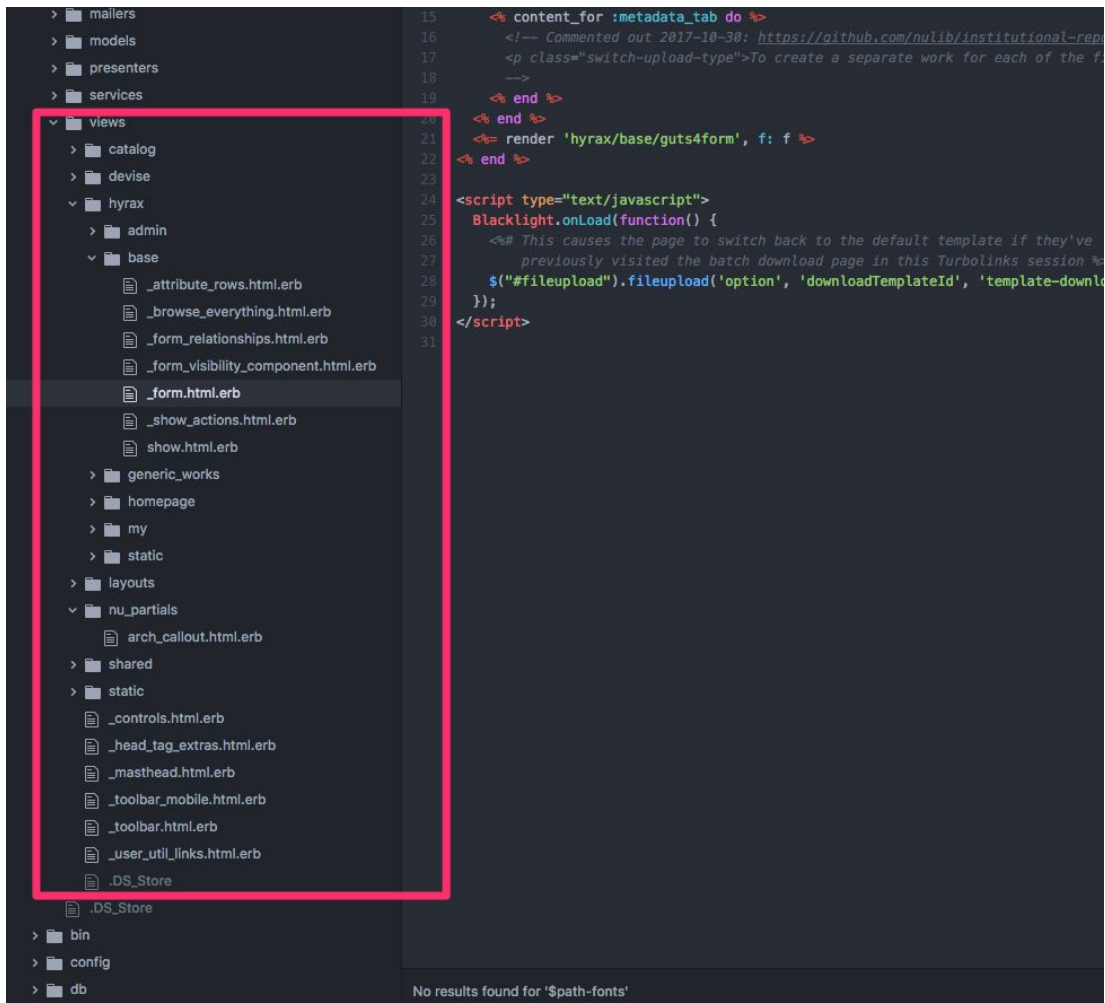
Add custom blanket of styles on top of compiled Hyrax - Sass 7-1 pattern for organization.



Project View HTML.erb files

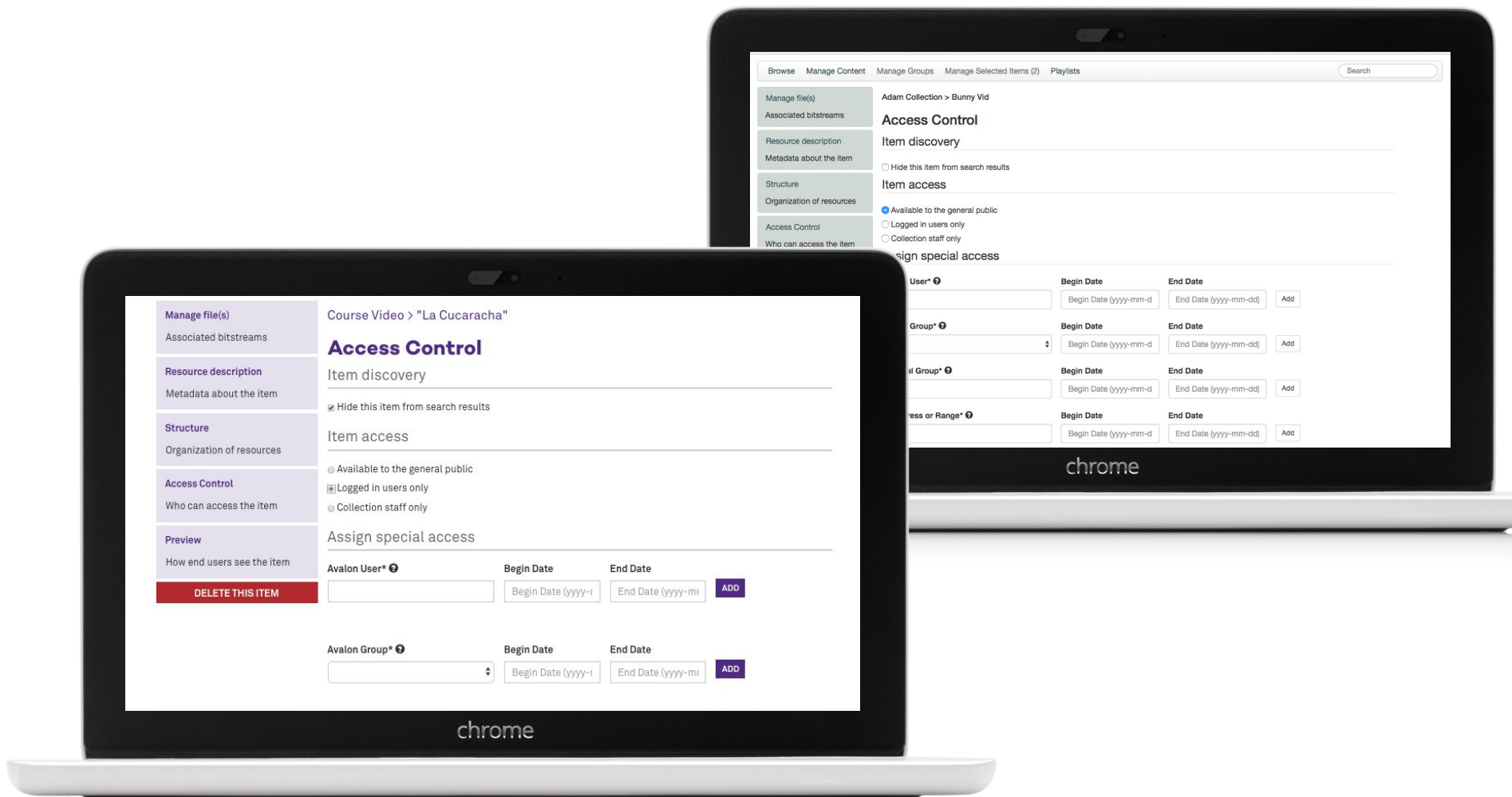
Override when making major structural changes (ie. a new home page)

Or when 'hiding' certain elements our application doesn't require.



Custom Implementation #2

Northwestern's AWS Avalon Media System



Custom Implementation #3
Slightly Different
Northwestern's Next Generation
Repository Ingest App

Northwestern's Next Generation Repository (Donut)


Only customize header/footer
University branding. Avoid skinning
internals of the application.


This approach may be useful for
maintenance and sustainability (a lot
less code).

Northwestern

ENGLISH ▾

ADAM.ARLING@NORTHWESTERN.EDU ▾


LIBRARIES |  Alpha 1.0


Search 

adam.arling


My Dashboard / Your Works / Cute dog


ACTIVITY


 Your activity

 Reports


REPOSITORY

 Administration


 Collections


 Works

TASKS

 Review

CONFIGURATION

 Settings





 Workflows

Cute dog Institution Deposited

12/10 would boop

Edit Delete

Last modified: 10/04/2017

Citations:
[EndNote](#) | [Zotero](#) | [Mendeley](#)


Relationships


In Image:	There are no Image relationships.
In Collection:	There are no Collection relationships.
In Administrative Set:	

Descriptions

Attribute Name	Values
Accession number	12345
Call number	
Date created	2016

Cute dog



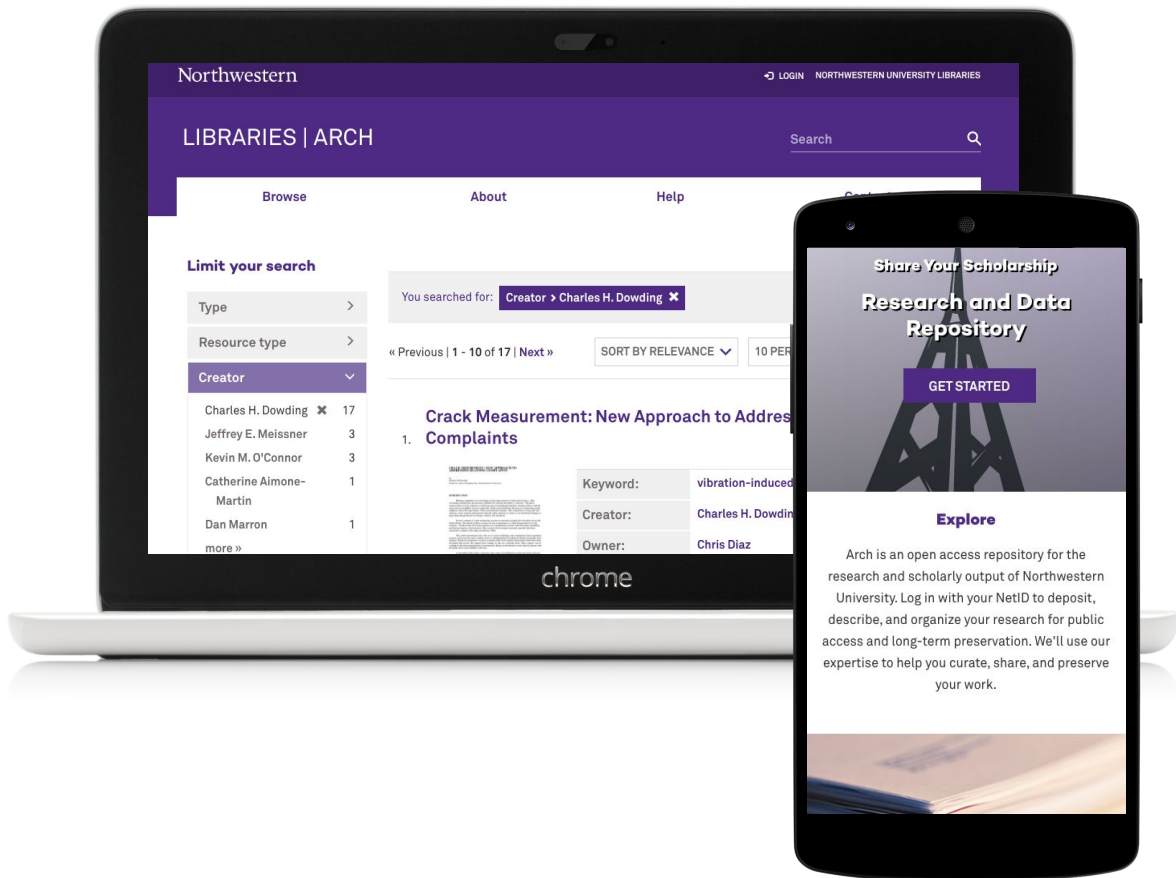
 MORE INFORMATION

Next Steps...

How can we lower the barrier of entry for front-end customizations in Samvera applications?

De-coupled application architecture?

“Hyrax Style Guide”?



Case Study: University of Michigan

Deep Blue Data - Research Data Repository



Deep Blue Data

[My Profile](#)

[Log Out](#)

[Home](#) [About](#) [Help](#) [Contact](#)

[Q Go](#)

[All ▾](#)

[Deposit Work](#)

[My Works](#)

[My Collections](#)

[Dashboard](#)

Deep Blue Data is a repository offered by the University of Michigan Library that provides access and preservation services for digital research data that were developed or used in the support of research activities at U-M.

[Q Browse](#)

[📎 Deposit Your Work](#)

Deposit Process - Current

[Deposit Work](#)[My Works](#)[My Collections](#)[Dashboard](#)

Describe Your Work

The more descriptive information you provide the better we can serve your needs.

All works deposited in Deep Blue Data are considered Open Access. Please select a creative commons license designation below.

Title required

Provide a descriptive name for the work. What is it formally known as?

[Add another Title](#)

Creator required

The person or organization primarily responsible for making the work. (Format: Last name, First name MI.)

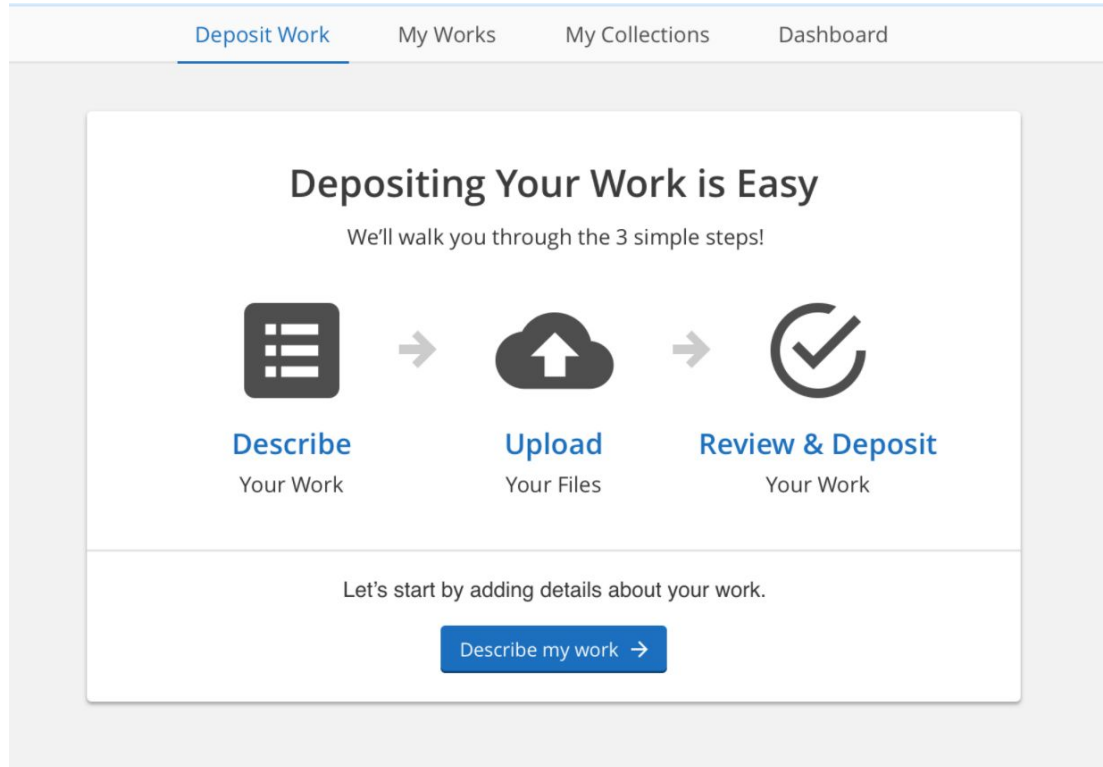
[Add another Creator](#)

Usability Study

Some of the findings:

- The deposit process is confusing
- The files are uploaded or failed without notifications
- The user does not know what is the URL of their deposit

Deposit Process - Redefined



Step 1

[Deposit Work](#)[My Works](#)[My Collections](#)[Dashboard](#)

Describe Data

Upload

Review & Deposit

Describe your Data

Please share descriptive information about the data in this work. Providing details helps make your work discoverable and desirable. All works deposited in Deep Blue Data are considered Open Access. Please select your preferred creative commons license designation for your data.

Title Required

Provide a descriptive name of the work. What is it formally known as?

Creator(s) Required

The person or organization primarily responsible for making the work. (Format: Last Name, First Name)

[+ Add Another Creator](#)

Contact Information Required

The contact information (email) for an individual who can best respond to questions about this dataset.

Step 2

[Deposit Work](#) [My Works](#) [My Collections](#) [Dashboard](#)

Describe Data

Upload

Review & Deposit

Upload your data and documentation

Choose Files

Or

Drag and Drop files here to upload and add them to your work

☐ I have read and agree to the [Policy & Terms of Use](#)

Edit Work

Confirm & Deposit Work →

Cancel ✕

Step 3

[Deposit Work](#) [My Works](#) [My Collections](#) [Dashboard](#)

Describe Data Upload Review & Deposit

Upload your data and documentation

Choose Files

Or

Drag and Drop files here to upload and add them to your work

Data over 5_inp outp comm.xls0% – 12 Mb

×

Data over 4_inp outp comm.xls100% – 567 Kb

✓×

Edit Work

Confirm & Deposit Work →

Step 4

[Deposit Work](#)[My Works](#)[My Collections](#)[Dashboard](#)

Describe DataUploadReview & Deposit

Upload your data and documentation

Choose Files

Or

Drag and Drop files here to upload and add them to your work

!

Looks like your upload is larger than 2 Gb! [Contact Us](#) and we'll help you with your upload or [remove this file](#) to continue

Data over 5_inp outp comm.xls

0% – 10.6 Gb

!

×

This file is larger than 2Gb

Data over 4_inp outp comm.xls

100% – 567 Kb

✓

×

Step 5

[Deposit Work](#)[My Works](#)[My Collections](#)[Dashboard](#)

Describe Data

Upload

Review & Deposit

Review & Deposit Work

Please check your work description and files below to make sure we have everything correct. Then you're ready to deposit your new work!

Description

[Edit description](#)

Title:

Neighborhood Effects Active Living Resources

Creator(s):

ESRI
Data Driven Detroit
Veinot, Tiffany C.
City of Detroit
Reference USA

Contact Info:

example@email.edu

Methodology:

Each variable within the files has its own methodology.
Please refer to the code book for detail.

Description:

Active living resources include spaces and organizations that facilitate physical activity, including 1) park land, 2)

Step 6

[Deposit Work](#)

[My Works](#)

[My Collections](#)

[Dashboard](#)

Thank You for your Deposit in Deep Blue Data!

Your work is now available to the public!

Share your new work with the following link:

<https://deepblue.lib.umich.edu/data/concern/generic>

Copy URL

We've sent you an email confirmation regarding your deposit and a data curator will review your submission and contact you with any questions about your materials.

[Return to My Dashboard →](#)

Make your work citable!

Visit your [work page](#) to make your new work citable with a DOI. If you have any questions please [Contact Us](#)

Discussion